

Metro II 24/7



Buro Metro II 24/7, with arms

DESCRIPTION

Following on from the hugely successful Buro Metro Chair comes the new Buro Metro II 24/7, designed for Multi-Shift operations. Featuring the latest technologies in ergonomics and the sophistication of contemporary fine mesh & elastic knit seat upholstery.

Supported by the following internationally recognised standards:

- GreenGuard Certification

SPECIFICATIONS (MM)

Overall size: 630w / 610d / 995h

Back size: 470w / 530h

Seat size: 520w / 490d

Seat height: 485-615h

Seat depth range with seat slide³: 450-500d

FEATURES

- Adjustable seat height
- Ratchet height adjustable back
- Independently adjustable seat tilt - free floating or lockable
- Independently adjustable back tilt - free floating or lockable
- Depth adjustable seat slide
- High density polyurethane moulded foam seat
- Polished aluminium base (with reflective silver powder coated gas lift)
- Meets Australian/New Zealand Standard AS/NZS 4438:1997 - Height Adjustable Swivel Chairs
- 60mm Castors

OPTIONS

- Soft PU castors (CE1121P)
- Black nylon base
- Height adjustable arms
- Customer specified fabric (seat only)


BURO QUALITY ASSURANCE



¹Buro indicative daily sitting hours: 16+ with 2 yr guarantee | ²Buro indicative daily sitting hours: 8+ with 10 yr guarantee | ³Measured from the back lumbar to the seat front edge.

*Guarantee conditions apply, please see buroseating.com. For Indent purchases (non stock orders) conditions may apply, please see buroseating.com for definitions & conditions. In the interests of product development, Buro reserves the right to alter product specifications & features without notice.

ELASTIC III



153 Black

buroseating.com

Static Load Testing: The Metro II 24/7 Chairs have undergone additional Seat Static Load Testing by AFRDI to 600kg*
*Any Static Load test is a strength test which simulates higher than normal dynamic loads that may occasionally be applied to a chair by the user.

AFRDI Standard: AFRDI 142 - rated loads for office swivel chairs at 160kg - Multiple Shift operations & AS/NZS 4438:1997 - Height Adjustable Swivel Chairs at Level 6 - Severe Commercial.

Material Analysis

Buro Seating acknowledges its responsibility to develop environmentally sustainable products and business practices and consequently is committed to growing our range of chairs which are manufactured from recycled and/or recyclable materials. Buro's environmental management system (EMS) provides the framework for managing our environmental strategy;



MAIN PRINCIPLES

- To design products and processes that utilize minimal raw materials.
- To design products with a minimum end of life recyclability of 80% in NZ and Australia.
- To reduce, reuse and recycle waste.
- To develop an understanding of legislation relating to the environment and affecting the activities of our company.




Buro is committed to developing a "cradle to grave" process for all seating products wholesaled in NZ and Australia.

buroseating.com

METRO II 24/7 CHAIR (NO ARMS)

MATERIAL TYPE	CHAIR COMPONENT	% MADE FROM RECYCLED CONTENT	% RECYCLABLE AFTER USE
Plastic (20.5%)	<ul style="list-style-type: none"> • Castors (0.38kg) • Paddels/Plugs/Cover (0.43kg) • Gas Lift Bush (0.05kg) • Back Bar Cover (0.01kg) • Seat Shell (0.5kg) • Back Outer Frame (2.5kg) 	0%	 <p>98.2% Recyclable</p>
Steel (50.0%)	<ul style="list-style-type: none"> • Seat Mechanism (6.3kg) • Screws/Bolts/Pintles (0.3kg) • Gas Lift Piston & Support Tube (1.0kg) • Back Ratchet Mechanism (0.25kg) • Back Rest Bar (1.6kg) 	0%	
Aluminium (10.7%)	<ul style="list-style-type: none"> • Aluminium 5 Star Base (2.0kg) 	0%	
Plywood (10.7%)	<ul style="list-style-type: none"> • Seat Plywood (2kg) 	0%	
Foam (6.3%)	<ul style="list-style-type: none"> • Seat Foam (1.2kg) 	0%	
Upholstery (1.8%)	<ul style="list-style-type: none"> • Seat Fabric (0.35kg) 	0%	
Packaging (100%)	<ul style="list-style-type: none"> • Cardboard (2.6kg) • Plastic Bag (0.1kg) • Recycled Paper (0.01kg) • Strapping & Tape (0.05kg) 	88% 0% 90% 0%	 <p>1.8% Non-Recyclable</p>  <p>100% Recyclable</p>

METRO II 24/7 CHAIR (WITH ARMS)

MATERIAL TYPE	CHAIR COMPONENT	% MADE FROM RECYCLED CONTENT	% RECYCLABLE AFTER USE
Plastic (19.1%)	<ul style="list-style-type: none"> • Castors (0.38kg) • Paddels/Plugs/Cover (0.43kg) • Gas Lift Bush (0.05kg) • Back Bar Cover (0.01kg) • Seat Shell (0.5kg) • Back Outer Frame (2.5kg) 	0%	 <p>98.5% Recyclable</p>
Steel (56.6%)	<ul style="list-style-type: none"> • Seat Mechanism (6.3kg) • Screws/Bolts/Pintles (0.3kg) • Gas Lift Piston & Support Tube (1.0kg) • Back Ratchet Mechanism (0.25kg) • Back Rest Bar (1.6kg) • Arm Brackets (0.52kg) • Steel Arm Components (3kg) 	0%	
Aluminium (8.8%)	<ul style="list-style-type: none"> • Aluminium 5 Star Base (2.0kg) 	0%	
Plywood (8.8%)	<ul style="list-style-type: none"> • Seat Plywood (2kg) 	0%	
Foam (5.2%)	<ul style="list-style-type: none"> • Seat Foam (1.2kg) 	0%	
Upholstery (1.5%)	<ul style="list-style-type: none"> • Seat Upholstery Fabric (0.35kg) 	0%	
Packaging (100%)	<ul style="list-style-type: none"> • Cardboard (2.6kg) • Plastic Bag (0.1kg) • Recycled Paper (0.01kg) • Strapping & Tape (0.05kg) 	88% 0% 90% 0%	 <p>1.5% Non-Recyclable</p>  <p>100% Recyclable</p>